


PRIMARY ONE REGISTRATION EXERCISE

Online Indication of Interest (IOI) for
Non-Singapore Citizen / Non-Permanent Resident Children
Seeking Admission to Primary One in 2025

Step-By-Step Guide

Step 1: Online form page

A Singapore Government Agency Website [How to identify](#) v


Ministry of Education
Singapore

2024 Indication of Interest for Non-Singapore Citizen / Non-Permanent Resident Children Seeking Admission to Primary One in 2025

🕒 15 mins estimated time to complete

Instructions

PART 1: CHILD'S INFORMATION

Instructions

The 2024 Indication of Interest is only applicable for Non-Singapore Citizen (SC) and Non-Permanent Resident (PR) children born between 2 Jan 2018 and 1 Jan 2019 (both dates inclusive). MOE will centrally process all the applications after all SC / PR children have registered and been allocated a place in the earlier phases.

If your child is a SC or PR, you can register your child in the Primary One (P1) Registration Exercise starting from 2 Jul 2024. For more information, please visit the P1 Registration website at <https://go.gov.sg/p1reg>.

IMPORTANT:
Please prepare the following information and documents before you proceed with the indication of interest:

- a) Child's information i.e. passport number and/or Foreign Identification Number (FIN)
- b) Both parents' information i.e. NRIC number, FIN and/or passport number
- c) Email
- d) Singapore mobile number

Please upload the following documents (clear and legible in PDF or JPG) during the indication of interest:

- a) Child's valid passport bio-data page
- b) Child's birth certificate (if birth certificate is in other languages, please upload an English translated copy)
- c) Any additional documents as required in the form

Note:
Each document should not exceed 1 MB. MOE will contact you if additional documents are required.

** PLEASE COMPLETE THIS FORM IN ENGLISH ONLY **

Read the instructions before submitting your IOI application.

Step 2: Indicate number of children making Indication of Interest (IOI)

PART 1: CHILD'S INFORMATION

1. Number of children that you are submitting the Indication of Interest for in this form

Parents only need to submit one form with all the children that you are indicating interest for. Each of these children must meet the following criteria:

- a. Siblings; and
- b. Non-SC / Non-PR; and
- c. Born between 2 Jan 2018 and 1 Jan 2019 (both dates inclusive)

3 or more

Indicate the number of children you are submitting in this IOI.

Step 3: Information on registering child/ children

PART 1-1: Information of 1st Child

2. Child's Nationality

Select child's nationality.

3. Child's Passport Number

4. Child's Name (as in Passport)

5. Child's Sex

6. Child's Date of Birth

7. Child's Race

8. Mother Tongue Language


Select the Mother Tongue Language that the child will be studying in the primary school.

9. Child's Type of Pass

10. Child's Passport Bio-data Page

Please upload the child's passport bio-data page here.

File types: PDF or JPG



[Choose file](#) or drag and drop here

Maximum file size: 1 MB

11. Child's Birth Certificate

Please upload the child's birth certificate here (if it is in other languages, please upload an English translated copy)

File types: PDF or JPG


[Choose file](#) or drag and drop here

Maximum file size: 1 MB

Enter information of the first child.

Note: If you are submitting this IOI for more than one child, you will be prompted to enter information of your other child/ children.

Upload your child's Passport Bio-data Page and Birth Certificate in PDF or JPG format.

If the birth certificate is in other languages, please upload an English translated copy.

PART 1-3: Information of 3rd Child

Child must meet the following criteria:

- a. Sibling of the first or second child; and
- b. Non-SC / Non-PR; and
- c. Born between 2 Jan 2018 and 1 Jan 2019 (both dates inclusive)

MOE will contact you via email on your third child's information. Please continue to complete and submit the form for the first and/or second child.

If you are submitting this IOI for more than 2 children, MOE will contact you to request for information for your other child/children

Step 4: Information of sibling currently studying in a Singapore national school

PART 2: INFORMATION OF SIBLING CURRENTLY STUDYING IN A SINGAPORE NATIONAL SCHOOL

22. Does the registering child have sibling(s) currently studying in a national school in Singapore?

No Yes

23. Name of sibling in National School

24. Sibling's Citizenship

Select an option

25. Sibling's UIN / FIN

For sibling currently studying in a national school in Singapore

26. Name of National School

The sibling must be currently studying in a national school found in the dropdown list.

Select an option

Select the National School that the sibling(s) is currently studying in.

Continue next page

Step 5: Parents' Information

PART 3: PARENTS' INFORMATION

27. Father's Name

Fill in the Father's Name based on your child's Birth Certificate.

28. Father's Citizenship

29. Father's NRIC Number / Foreign Identification Number (FIN)

30. Father's Occupation (optional)

31. Father's Company (optional)

32. Mother's Name

Fill in the Mother's Name based on your child's Birth Certificate.

33. Mother's Citizenship

34. Mother's NRIC Number / Foreign Identification Number (FIN)

35. Mother's Occupation (optional)

36. Mother's Company (optional)

Continue next page

If either parent is a Singapore Citizen (SC):

37. Parent's NRIC (Front image)

Please upload the NRIC front image of the Singapore Citizen parent.

File types: PDF or JPG



[Choose file](#) or drag and drop here

Maximum file size: 1 MB

38. Parent's NRIC (Back image)

Please upload the NRIC back image of the Singapore Citizen parent.

File types: PDF or JPG



[Choose file](#) or drag and drop here

Maximum file size: 1 MB

39. Marriage Certificate (optional)

Please upload the Marriage Certificate (if it is in other languages, please upload an English translated copy).

File types: PDF or JPG



[Choose file](#) or drag and drop here

Maximum file size: 1 MB

Upload the Singapore Citizen Parent's NRIC (Front), NRIC (Back) and Marriage Certificate in PDF or JPG format.

Continue next page

Step 6: Singapore contact details

PART 4: SINGAPORE CONTACT DETAILS

21. Name of Contact Person

22. Email
Please ensure that you key in the right email address as the application outcome will be sent to this email by Oct 2024.
An acknowledgement for this indication of interest will be sent to this email.
MOE will contact parent via this email, if required.

23. Singapore Address
E.g. Blk 123, Temasek Street 45, #01-01

24. Singapore Postal Code (6 digits only)
E.g. 012345

25. Singapore Mobile Number
If you do not have a Singapore Contact Number, please enter '12345678'

By Oct, MOE will notify parents via email on whether their child can be offered a P1 place.

Provide a valid Singapore address that the child is or will be residing.

Continue next page

Step 7: Declaration by parent

PART 5: DECLARATION

36. To be completed by Parent/Guardian

I acknowledge, understand and agree that:

- (i) All the information provided by me is true and correct.
- (ii) Providing any false information is a criminal offence punishable under Section 182 of the Penal Code 1871, and the punishment for such an offence is imprisonment for up to two years or a fine or both.
- (iii) My provision of any false information in this form and/or eventual registration may result in my Child being removed from the posted school.
- (iv) Information given by me in this form and/or eventual registration will or is likely to be used by a public servant for the purpose of placing my child in a school.
- (v) The Government of Singapore may collect, use, and disclose any personal data, which I have provided for the purpose of my child's Primary 1 Registration and, where my child is enrolled, for administering and managing my child's relationship with his/her school and the Ministry of Education.
- (vi) Should the other parent or legal guardian have any basis to contest this arrangement in the future, I undertake to resolve the issue with him/her.

I have read and agree with the above information

37. Parent's/Guardian's Name

38. Parent's/Guardian's NRIC/Passport Number

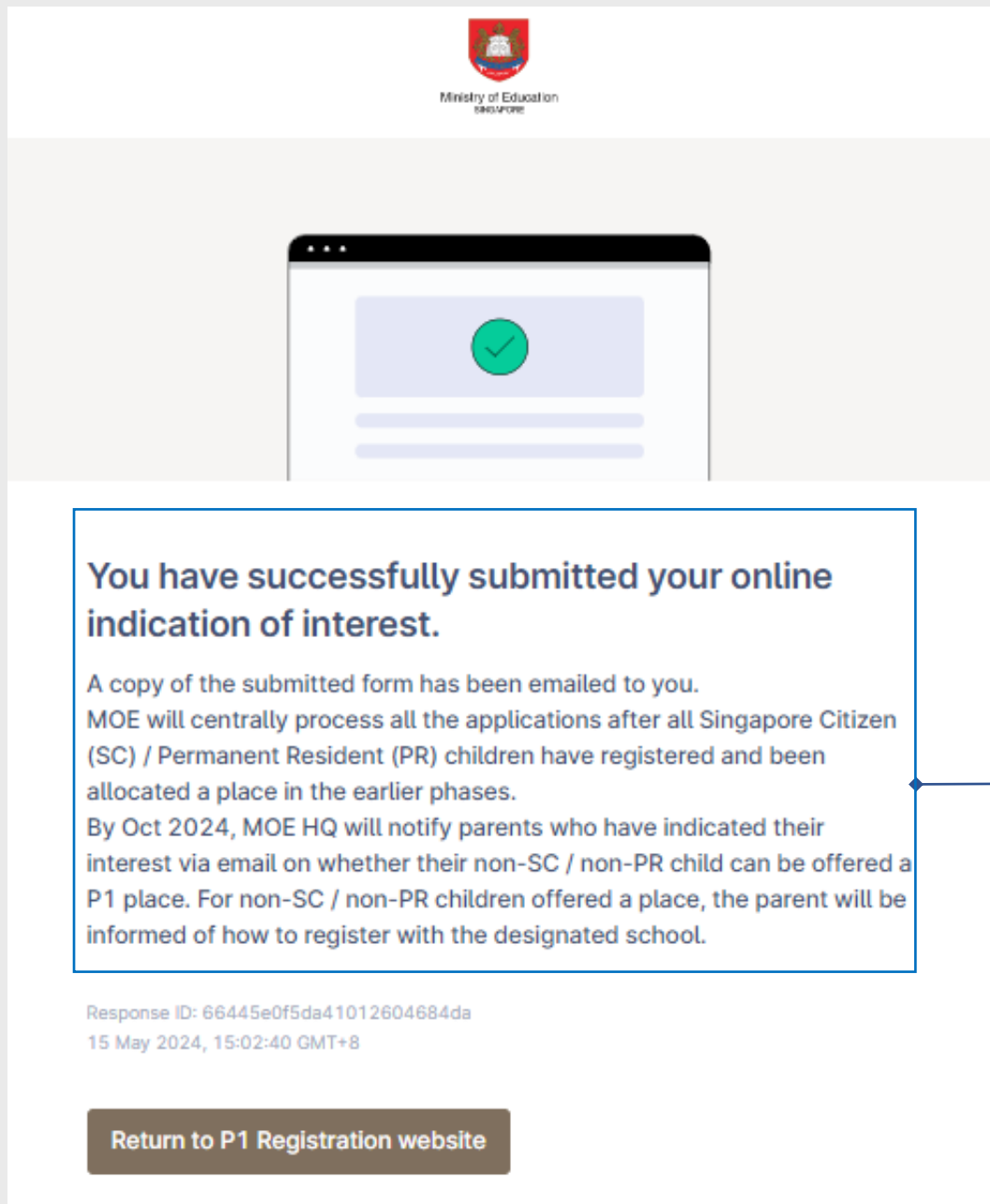
Click on the checkbox after you have read and agreed with the above information.

Submit now

Click on <Submit now> to submit your online IOI.

Continue next page

Step 8: Upon successful submission of the IOI



The screenshot shows the Ministry of Education Singapore logo at the top. Below it is a mobile device displaying a confirmation screen with a green checkmark. The main content area contains a blue-bordered box with the following text:

You have successfully submitted your online indication of interest.

A copy of the submitted form has been emailed to you. MOE will centrally process all the applications after all Singapore Citizen (SC) / Permanent Resident (PR) children have registered and been allocated a place in the earlier phases. By Oct 2024, MOE HQ will notify parents who have indicated their interest via email on whether their non-SC / non-PR child can be offered a P1 place. For non-SC / non-PR children offered a place, the parent will be informed of how to register with the designated school.

Response ID: 66445e0f5da41012604684da
15 May 2024, 15:02:40 GMT+8

[Return to P1 Registration website](#)

IMPORTANT:

Your IOI has been successfully submitted when you see this message.

Continue next page

Step 9: Receive email acknowledgement

Parent will receive an acknowledgement email after the IOI has been successfully submitted:

From: Ministry of Education <donotreply@mail.form.gov.sg>
Sent: Submission Date/Time
To: Parent's email address
Subject: 2024 P1 Registration Exercise - Indication of Interest
Attachments: Passport_Image.PNG; BC_Image.PNG; response.pdf

The documents uploaded in the online IOI are attached in the email for record.

Response ID: xxxxxxxxxxxxxxxxxxxxxxxxxxxxxxx

Dear Parent

IMPORTANT:
Save a copy of this email for reference.

MOE may contact parent via this email, if required.

1. You have successfully submitted your indication of interest.
2. MOE will centrally process all the applications after all Singapore Citizen (SC) / Permanent Resident (PR) children have registered and been allocated a place in the earlier phases.

3. By Oct 2024, MOE will notify parents who have indicated their interest via email on whether their non-SC / non-PR child can be offered a P1 place. For non-SC / non-PR children offered a place, the parent will be informed of how to register with the designated school.

By Oct, MOE will inform parents via email on whether their child can be offered a P1 place.

4. I acknowledge, understand and agree that:

- (i) All the information provided by me is true and correct.
- (ii) Providing any false information is a criminal offence punishable under Section 182 of the Penal Code 1871, and the punishment for such an offence is imprisonment for up to two years or a fine or both.
- (iii) My provision of any false information in this form and/or eventual registration may result in my Child being removed from the posted school.
- (iv) Information given by me in this form and/or eventual registration will or is likely to be used by a public servant for the purpose of placing my child in a school.
- (v) The Government of Singapore may collect, use, and disclose any personal data, which I have provided for the purpose of my child's Primary 1 Registration and, where my child is enrolled, for administering and managing my child's relationship with his/her school and the Ministry of Education.
- (vi) Should the other parent or legal guardian have any basis to contest this arrangement in the future, I undertake to resolve the issue with him/her.

Regards,
Ministry of Education

** This is an auto-generated message, please do not reply to this email. **